

MAGNETIC SENSOR

Series AM4

Cat No Cyl Acc - 01 - 02

ACCESSORIES FOR MAGNETIC CYLINDERS

Series A23, A23-H, A27, A27-H, A25, A25-H, A20, A20-H, A63

MAGNETIC SENSOR

Features

- Integrated LED
- Moulded cable with flying lead and Quick Disconnect (QD) connector versions
- Direct mounting, simple installation
- Reed contact type & Solid state type versions



Function

The pistons of these cylinders are equipped with a permanent magnet, which activates the cylinder switches when it approaches these. The switch in question then outputs an electrical or pneumatic signal.

Technical Specifications

Switching logic	SPST Normally open		Solid State Output, Normally open	
Sensor type	2 Wire reed switch	3 Wire reed switch	PNP Current Sourcing	NPN Current Sinking
Operating voltage	5 - 220V AC / DC		10 - 30 V DC	
Switching current	100mA max			
Switching rating	10W max	3W max		
Current consumption	-	25 mA @ 24V max	14 mA @ 24V max	17 mA @ 24V max
Voltage drop	3.5V max	0.05V max	2V max	
Leakage current	-	0.01 mA max	0.01 mA max	
Colour of LED	Red	Yellow		Red
Cable	Ø3.3, 2C, PVC	Ø3.3, 3C, PVC		
Temperature range	- 10 ° to 70 ° C			
Shock	30 G		50 G	
Vibration	9 G			
Type of protection	IEC 529		IP 67	
Protection circuit	None		Power source reverse polarity; Surge suppression	

Caution

1. Follow above specifications to ensure trouble free operation of sensors
2. Keep sensors away from stray magnetic field to prevent malfunctions.
3. For usage / installation instructions, please refer Instruction sheet **IS - AM4 - 01 - 01**

MAGNETIC SENSOR

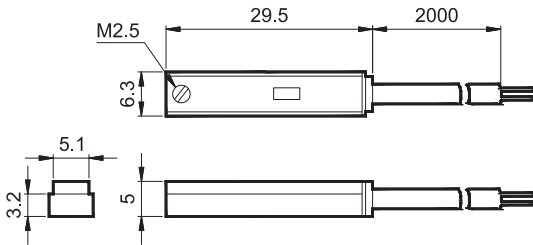
Series AM4

Cat No Cyl Acc - 01 - 02

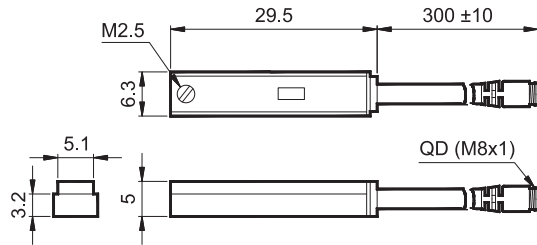
Series AM40 (Square type) - Ø40, 50, 63, 80 & 100 mm

Used for series A23, A23-H, A27, A27-H, A25, A25-H, A20, A20-H, A63

Magnetic sensor with flying lead

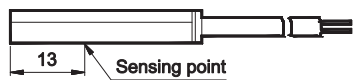


Magnetic sensor with QD connector



Sensing distance

2 wire / 3 wire Reed switch



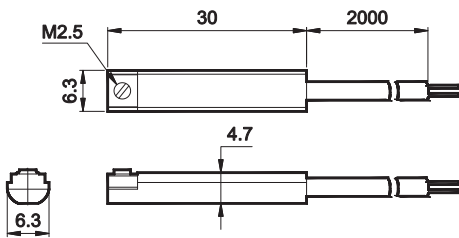
Solid state switch



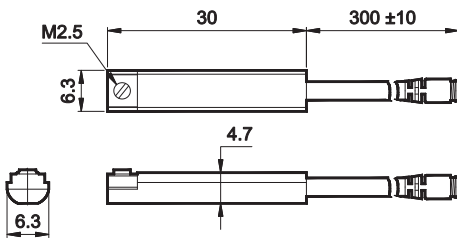
Series AM41 (Turnable type) - Ø32, 40, 50, 63, 80, 100 & 125 mm

Used for series A23, A23-H, A27, A27-H, A25, A25-H, A20, A20-H, A63

Magnetic sensor with flying lead

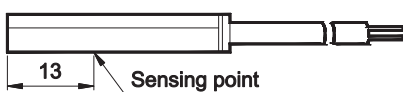


Magnetic sensor with QD connector

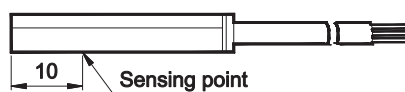


Sensing distance

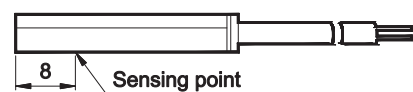
2 wire Reed switch



3 wire Reed switch

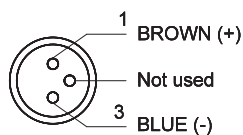


Solid state switch

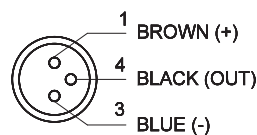


Wiring of the QD connector

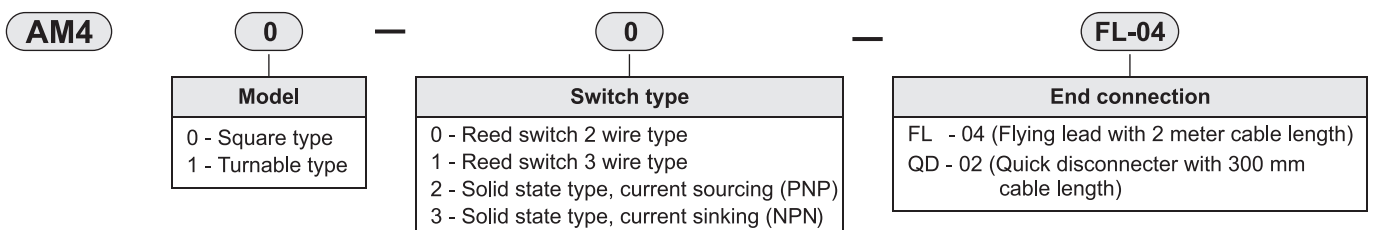
2 wire QD wiring



3 wire QD wiring



How to order



Ordering example :- AM40 - 0 - FL - 04 (2 wire Reed switch with Flying lead of 2 meter cable length)

Subject to change